







36 425 845



- cover plate 150 x 90 mm
- temperature control handle with safety limit stop at 38°C
- hot water temperature limiter, can be preset

| | | |
|---|-----------------------|---------------|
|  | Chrome | 36 425 845-00 |
|  | Brushed Platinum | 36 425 845-06 |
|  | Dark Chrome | 36 425 845-19 |
|  | Matte Black | 36 425 845-33 |
|  | Brushed Chrome | 36 425 845-93 |
|  | Brushed Dark Platinum | 36 425 845-99 |

Required miscellaneous



Concealed thermostat with built-in isolators - 35 426 970 90
 •max. recess depth 136 mm
 •min. recess depth 80 mm

Required miscellaneous



Concealed thermostat - 35 425 970 90
 •max. recess depth 136 mm
 •min. recess depth 80 mm

Recommended miscellaneous



xGRID Attachment set for integrating in the dry wall construction - 12 340 970 90

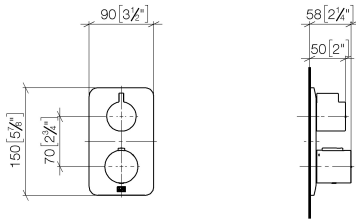
Required miscellaneous



xGRID Installation track 555 mm - 12 360 970 90

36 425 845

mm [inches]



Certificates

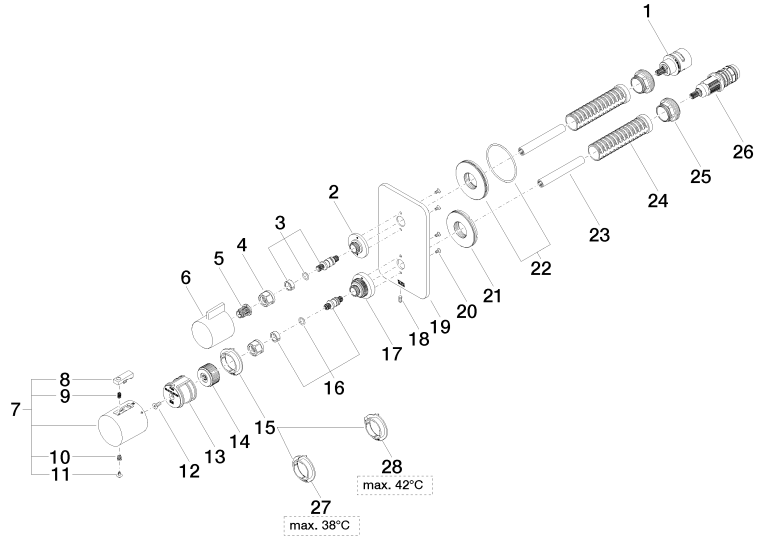
LGA_19385.

DVGW_DW-
6512DN0119.

LGA_19384.

WRAS_1906098.

36 425 845





LISSÉ Concealed thermostat with one function volume control - Chrome

LISSÉ

36 425 845

Spare parts list

| No. | Item Number | Name | Quantity used | Delivery time |
|-----|--------------------|------------|---------------|---------------|
| 1 | 90 90 03 166 00 90 | top | 1 | 2 |
| 2 | 09 12 12 053-00 | base | 1 | 10 |
| 3 | 04 29 06 111 01-00 | spindle | 1 | 10 |
| 4 | 90 23 30 023 00 90 | nut | 2 | 2 |
| 5 | 90 12 12 002 00 90 | fixing cap | 1 | 2 |
| 6 | 09 20 67 006-00 | handle | 1 | 10 |
| 7 | 90 17 33 004 00-00 | handle | 1 | 10 |
| 8 | 90 21 33 011 00-13 | handle | 1 | 2 |
| 9 | 90 16 02 027 00 90 | spring | 1 | 2 |
| 10 | 90 30 30 136 00 90 | screw | 1 | 2 |
| 11 | 90 31 20 049 00-00 | plug | 1 | 10 |
| 12 | 90 30 30 124 00 90 | screw | 1 | 2 |
| 13 | 90 12 12 052 00 90 | base | 1 | 2 |
| 14 | 09 12 12 054 90 | base | 1 | 2 |
| 15 | 09 28 10 187 90 | regulator | 1 | 2 |
| 16 | 04 29 06 024 01-00 | spindle | 1 | 10 |
| 17 | 09 12 12 051-00 | base | 1 | 10 |
| 18 | 09 31 11 134 90 | pin | 1 | 2 |
| 19 | 09 11 02 302-00 | plate | 1 | 10 |
| 20 | 09 30 30 157 90 | screw | 4 | 2 |
| 21 | 09 30 01 296 90 | disc | 1 | 2 |
| 22 | 90 30 01 190 00 90 | disc | 1 | 2 |
| 23 | 90 23 01 124 00 90 | sleeve | 2 | 2 |
| 24 | 90 18 40 077 01 90 | spindle | 2 | 2 |
| 25 | 09 24 04 257 90 | nut | 2 | 2 |
| 26 | 90 15 02 013 00 90 | cartridge | 1 | 2 |
| 27 | 09 28 10 188 90 | regulator | 1 | 2 |
| 28 | 09 28 10 189 90 | regulator | 1 | 2 |